

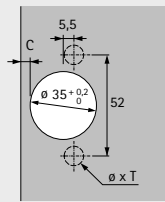
Fast assembly concealed hinge

- ▶ Sensys 110° hinge
- ▶ Opening angle 110°, drilling pattern TH 52 x 5.5 mm



- ▶ Quality classification under EN 15570, Level 3
- ▶ For door thickness 15 - 24 mm
- ▶ Cup depth 12.8 mm
- ▶ Integrated overlay adjustment +2 mm / -2 mm
- ▶ Integrated depth adjustment +3 mm / -2 mm
- ▶ Height adjustment at mounting plate
- ▶ Steel nickel plated

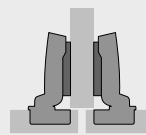
Drilling pattern



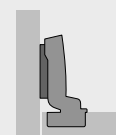
full overlay (Base B 12.5 mm)



half overlay (Base B 3 mm)



inset (Base B -4 mm)



With integrated Silent System, with self closing feature (Sensys 8645i)

Cup assembly	Mounting hole ø x T mm	full overlay		half overlay		inset	
		50 ea.	200 ea.	50 ea.	200 ea.	50 ea.	200 ea.
For screwing on	-	9 073 605	9 071 205	9 073 606	9 071 206	9 073 607	9 071 207
For pressing in	ø 10 x 11	9 073 608	9 071 208	9 073 609	9 071 209	9 073 610	9 071 210
Fix fast assembly	ø 10 x 6	9 073 614		9 073 615		9 073 616	
with expanding sockets	ø 10 x 11	9 073 686	9 073 567	9 073 687	9 073 568	9 073 688	

Without Silent System, with self closing feature (Sensys 8645)

Cup assembly	Mounting hole ø x T mm	full overlay		half overlay		inset	
		50 ea.	200 ea.	50 ea.	200 ea.	50 ea.	200 ea.
For screwing on	-	9 073 638	9 071 259	9 073 639		9 073 640	
For pressing in	ø 10 x 11	9 073 641	9 071 262	9 073 642		9 073 643	
Fix fast assembly	ø 10 x 6	9 073 644		9 073 645		9 073 646	
with expanding sockets	ø 10 x 11	9 073 695		9 073 696		9 073 697	

Without Silent System, without self closing feature, for handleless applications (Sensys 8675)

Cup assembly	Mounting hole ø x T mm	full overlay		half overlay		inset	
		50 ea.	200 ea.	50 ea.	200 ea.	50 ea.	200 ea.
For screwing on	-	9 073 662		9 073 663		9 073 664	
For pressing in	ø 10 x 11	9 073 665		9 073 666		9 073 667	
Fix fast assembly	ø 10 x 6	9 073 668		9 073 669		9 073 670	
with expanding sockets	ø 10 x 11	9 073 704		9 073 705		9 073 706	

Fast assembly concealed hinge

- ▶ Sensys 110° hinge
- ▶ Opening angle 110°, drilling pattern TH 52 x 5.5 mm



- ▶ Quality classification under EN 15570, Level 3
- ▶ For door thickness 15 - 24 mm
- ▶ Cup depth 12.8 mm
- ▶ Integrated overlay adjustment +2 mm / -2 mm
- ▶ Integrated depth adjustment +3 mm / -2 mm
- ▶ Height adjustment at mounting plate
- ▶ Steel in obsidian black

Drilling pattern	full overlay (Base B 12.5 mm)	half overlay (Base B 3 mm)	inset (Base B -4 mm)

With integrated Silent System, with self closing feature (Sensys 8645i)

Cup assembly	Mounting hole ø x T mm	full overlay		half overlay		inset	
		50 ea.	200 ea.	50 ea.	200 ea.	50 ea.	200 ea.
For screwing on	-	9 091 738	9 117 734	9 091 739	9 117 736	9 091 740	9 117 737
with expanding sockets	ø 10 x 11	9 091 771	9 117 735	9 091 772		9 091 773	

Without Silent System, without self closing feature, for handleless applications (Sensys 8675)

Cup assembly	Mounting hole ø x T mm	full overlay	half overlay	inset
		50 ea.	50 ea.	50 ea.
For screwing on	-	9 091 741	9 091 742	9 091 743
with expanding sockets	ø 10 x 11	9 091 774	9 091 775	9 091 776