






902021-902131

## Cantilever Style Toolboxes with 2 Handles

### PRODUCT DETAILS

- Cantilever style toolbox with fixed handles for easy opening
- Tubular handles are user friendly and make the box comfortable and easy to carry
- Fixed dividers in the top trays for organised storage of small items
- Hinge system allows easy opening of the lids and prevents dust entry
- The box can be locked using the holes in the lids and a padlock
- All corners are ground or bent to avoid sharp corners
- Made of high grade sheet metal to ensure product performance and long life
- Internal dimensions of upper trays: 75x495x100 mm
- Internal dimensions of middle trays: 50x495x100 mm
- Internal dimensions of bottom tray: 105x495x205 mm

### PRODUCT ATTRIBUTES

Product			
<b>902021</b>	8 kg	210 x 190 x 400 mm	3.4 kg
<b>902031</b>	10 kg	210 x 190 x 500 mm	4.1 kg
<b>902131</b>	12 kg	245 x 210 x 500 mm	5.4 kg